

TECHNICAL MANUAL

ORGANIZATIONAL MAINTENANCE REPAIR

PARTS AND SPECIAL TOOLS LIST

FOR

RADIAC SET AN/PDR-56F

(NSN 6665-00-211-6895)

This publication has been printed by the
UNITED STATES ARMY PUBLICATIONS DISTRIBUTION
CENTER, ST. LOUIS, MISSOURI, to meet
your needs on a timely basis.

**ORGANIZATIONAL MAINTENANCE REPAIR PARTS
 AND SPECIAL TOOLS LIST**

FOR

RADIAC SET AN/PDR-56F

(NSN 6665-00-211-6895)

Current as of 3 September 1982

REPORTING ERRORS AND RECOMMENDING IMPROVEMENTS

You can help improve this manual. If you find any mistakes or if you know of a way to improve the procedures, please let us know. Mail your letter, DA Form 2028 (Recommended Changes to Publications and Blank Forms), or DA Form 2028-2 located in back of this manual direct to: Commander, US Army Communications-Electronics Command and Fort Monmouth, ATTN: DR-SEL-ME-MP, Fort Monmouth, NJ 07703.

In either case, a reply will be furnished direct to you.

Table of Contents

		Page	Illus Figure
SECTION	I. Introduction	1	
	II Repair Parts List	5	
GROUP	00 Radiac Set AN/PDR-56F	5	1
	01 Radiacmeter	9	2
	0101 Cover Assembly (See Group 01 for parts)		
	010101 Meter Linkage Assembly (No parts authorized)		
	010102 Meter Light Assembly (See Group 01 for parts)		
	010103 P.C. Board Assembly (No parts authorized)		
	0102 Radiac Case, Source (No parts authorized)		
	02 Main Probe Assembly	11	3
	0201 Main Probe Case Assembly (See Group 02 for parts)		
	020101 Main Probe Window Assembly (No parts authorized)		
	03 Auxiliary Probe Assembly	13	4
	0301 Auxiliary Probe Window Assembly (No parts authorized)		
	04 Case, Radiac Set D4609 (No parts authorized)		
SECTION	111. Special Tools List (Not applicable)		
	Iv. National Stock Number and Part Number Index	14	

SECTION I

INTRODUCTION

1. Scope

This manual lists spares and repair parts; special tools; special test, measurement, and diagnostic equipment (TMDE), and other special support equipment required for performance of organizational maintenance of the AN/PDR-56F. It authorizes the requisitioning and issue of spares and repair parts as indicated by the source and maintenance codes.

2. General

This Repair Parts and Special Tools List is divided into the following sections:

a. *Section II. Repair Parts List.* A list of spares and repair parts authorized for use in the performance of maintenance. The list also includes parts which must be removed for replacement of the authorized parts. Parts lists are composed of functional groups in numeric sequence, with the parts in each group listed in figure and item number sequence.

b. *Section III. Special Tools List* Not applicable.

c. *Section IV. National Stock Number and Part Number Index.* A list, in National item identification number (NIIN) sequence, of all National stock numbers (NSN) appearing in the listings, followed by a list, in alphameric sequence, of all part numbers appearing in the listings. National stock numbers and part numbers are cross-referenced to each illustration figure and item number appearance.

3. Explanation of Columns

a. Illustration. *This* column is divided as follows

(1) Figure number. Indicates the figure number of the illustration on which the item is shown.

(2) *Item number.* The number used to identify item called out in the illustration.

b. *Source, Maintenance, and Recoverability (SMR) Codes.*

(1) Source code. Source codes indicate the manner of acquiring support items for maintenance, repair, or overhaul of end items. Source codes are entered in the first and second positions of the Uniform SMR Code format as follows:

Code

Definition

PA-Item procured and stocked for anticipated or known usage.

XA-Item is not procured or stocked because the requirements for the item will result in the replacement of the next higher assembly.

XD-A support item that is not stocked. When required, item will be procured through normal supply channels.

NOTE

Cannibalization or salvage may be used as a source of supply for any items source coded above except those coded XA and aircraft support items as restricted by AR 700-42.

(2) *Maintenance code.* Maintenance codes are assigned to indicate the levels of maintenance authorized to USE and REPAIR support items. The maintenance codes are entered in the third and fourth positions of the Uniform SMR Code format as follows:

(a) The maintenance code entered in the third position will indicate the lowest maintenance level authorized to remove, replace, and use the support item. The maintenance code entered in the third position will indicate one of the following levels of maintenance.

<i>code</i>	<i>Application/Explanation</i>
-------------	--------------------------------

O-Support items is removed, replaced used at the organizational level.

(b) *The* maintenance code entered in the fourth position indicates whether the item is to be repaired and identifies the lowest maintenance level with the capability to perform complete repair (i.e., all authorized maintenance functions). This position will contain one of the following maintenance codes:

<i>Code</i>	<i>Application/Explanation</i>
-------------	--------------------------------

H-The lowest maintenance level capable of complete repair of the support item is the general support level.

D-The lowest maintenance level capable of complete repair of the support item is the depot level.

Z-Nonreparable. No repair is authorized.

(3) *Recoverability code.* Recoverability codes are assigned to support items to indicate the disposition action on unserviceable items. The recoverability code is entered in the fifth position of the Uniform SMR Code format as follows:

<i>Recoverability codes</i>	<i>Definition</i>
Z-Nonreparable item,	When unserviceable, condemn and dispose at the level indicated in position 3.
H-Reparable item.	When uneconomically reparable, condemn and dispose at the general support level.
L-Reparable item.	Repair, condemnation, and disposal not authorized below depot/specialized repair activity level.

c. *National Stock Number.* Indicates the National stock number assigned to the item and will be used for requisitioning purposes.

d. *Federal Supply Code for Manufacturer (FSCM).* The FSCM is a 5-digit numeric code listed in SB 708-41/42 which is used to identify the manufacturer, distributor, or Government agency, etc.

e. *Part Number.* Indicates the primary number used by the manufacturer (individual, company, firm, corporation or Government activity), which controls the design and characteristics of the item by means of its engineering drawings, specifications, standards, and inspection requirements to identify an item or range of items.

NOTE

When a stock numbered item is requisitioned, the repair part received may have a different part number than the part being replaced.

f. *Description* Indicates the Federal item name and if required, a minimum description to identify the item.

g. *Unit of Measure (U/M).* Indicates the standard of the basic quantity of the listed item as used in performing the actual maintenance function. This measure is expressed by a two-character alphabetical abbreviation (e.g., ea., in, pr, etc). When the unit of measure differs from the unit of issue, the lowest unit of issue that will satisfy the required units of measure will be requisitioned.

h. *Quantity Incorporated in Unit.* Indicates the quantity of the item used in the breakout shown on the illustration figure, which is prepared for a functional group, subfunctional group, or an assembly.

4. Special Information

a. The following publications pertain to the

AN/PDR-56F and its components:

TM 11-5965-247-12P, Headset, Electrical H-43B/U

TM 11-6665-245-12, Radiac Set, AN/PDR-56F

b. National stock numbers (NSN's) that are missing from P source coded items have been applied for and will be added to this TM by future change/revision when they are entered in the Army Master Data File (AMDF). Until the NSN's are established and published, submit exception requisitions to: Commander, US Army Communications-Electronics Command and Fort Monmouth ATTN: DRSEL-MM, Fort Monmouth, New Jersey 07703 for the part required to support your equipment.

c. The illustrations in this manual are identical to those published in TM 11-6665-246-34P. Only those parts assigned the third position SMR maintenance code "C" or "O" are listed in the tabular listing therefore, there may be a break in the item number sequence, Only illustrations containing organizational authorized items appear in this manual.

5. How to Locate Repair Parts

a. When National stock number or part number is unknown.

(1) First. Using the table of contents, determine the functional group within which the item belongs, This is necessary since illustrations are prepared for functional groups and listings are divided into the same groups.

(2) Second Find the illustration covering the functional group to which the item belongs.

(3) *Third Identify the* item on the illustration and note the *illustration figure and* item number of the item.

(4) *Fourth* Using the Repair Parts Listing, find the figure and item number noted on the illustration.

b. When National stock number or part number is known.

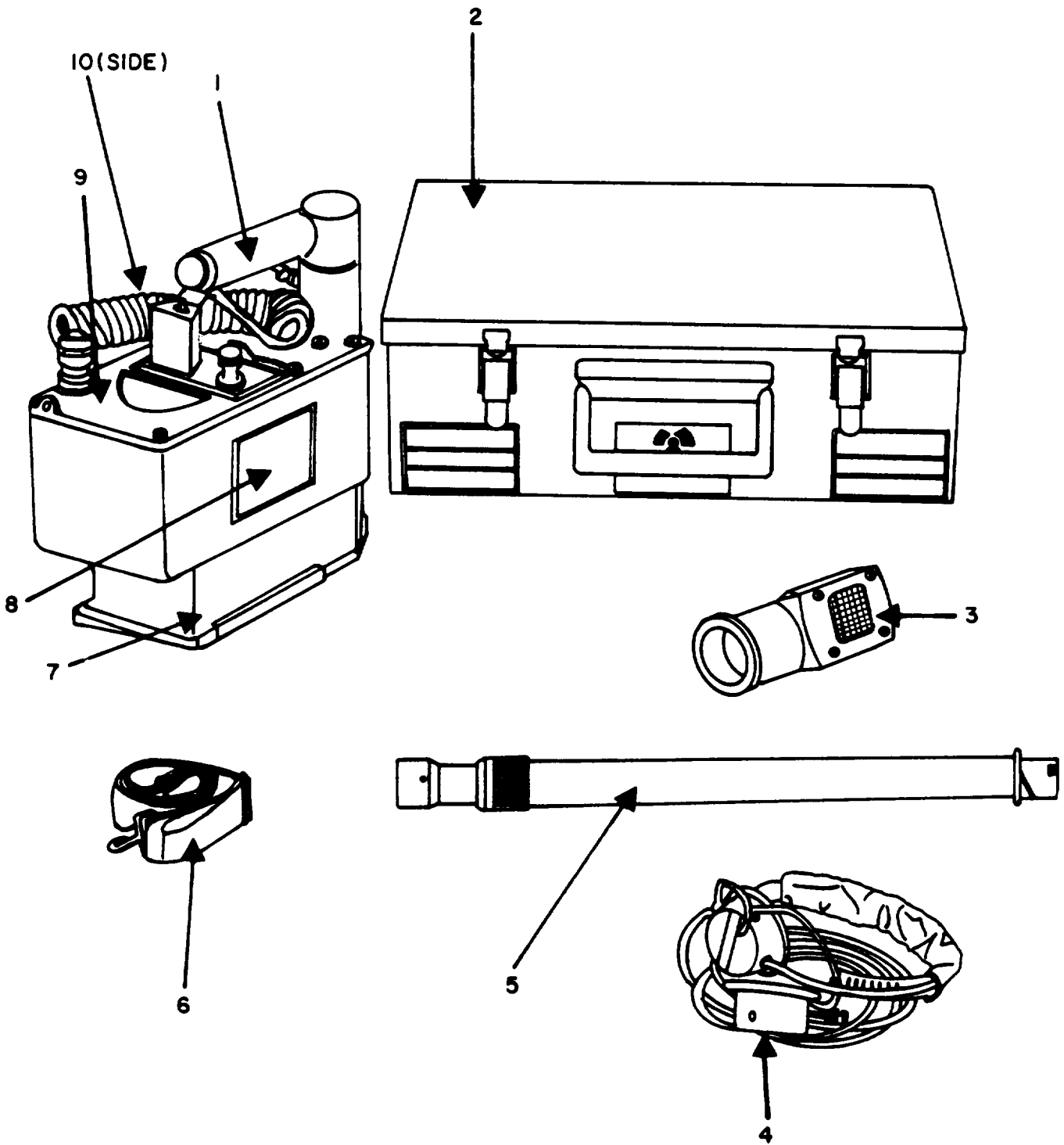
(1) *First.* Using the Index of National Stock Numbers and Part Numbers, find the pertinent National stock number or part number. This index is in NIIN sequence followed by a list of part numbers in alphameric sequence, cross-referenced to the illustration figure number and item number.

(2) *Second* After finding the figure and item number, locate the figure and item number in the repair parts list.

6. Abbreviations

Not applicable.

(Next printed page is 4)



EL50L001

Figure 1. Radiac Set AN/PDR-56F.

SECTION II

(1)	(2)	(3)	(4)	(5)	(6)	(7)	(8)
ILLUSTRATION					DESCRIPTION		QTY
(a)	(b)	NATIONAL		PART			INC
FIG	ITEM	STOCK		NUMBER			IN
NO	NO	SMR		FSCM		USABLE ON CODE	U/M
		CODE	NUMBER				UNIT
GROUP 00 RADIAC SET AN/PDR-56F							
1	2	XDODL		96696	D4609 REV B	CARRYING CASE ASSY	EA 1
1	3	PAOHH	6665-01-103-7761	96696	B4177 REV C	PROBE,RADIAC	EA 1
1	4	PAOZZ	5965-00-651-7372	80058	H-43B/U	HEADSET,ELECTRICAL	EA 1
1	5	XDOZZ		96696	B1112 REV D	PROBE HNDL EXTNSION	EA 1
1	6	PAOZZ	6665-01-103-7684	96696	B1031 REV B	CARRYING STRAP	EA 1
1	7	PAOHH		96696	D4179	PROBE SUBASSEMBLY	EA 1

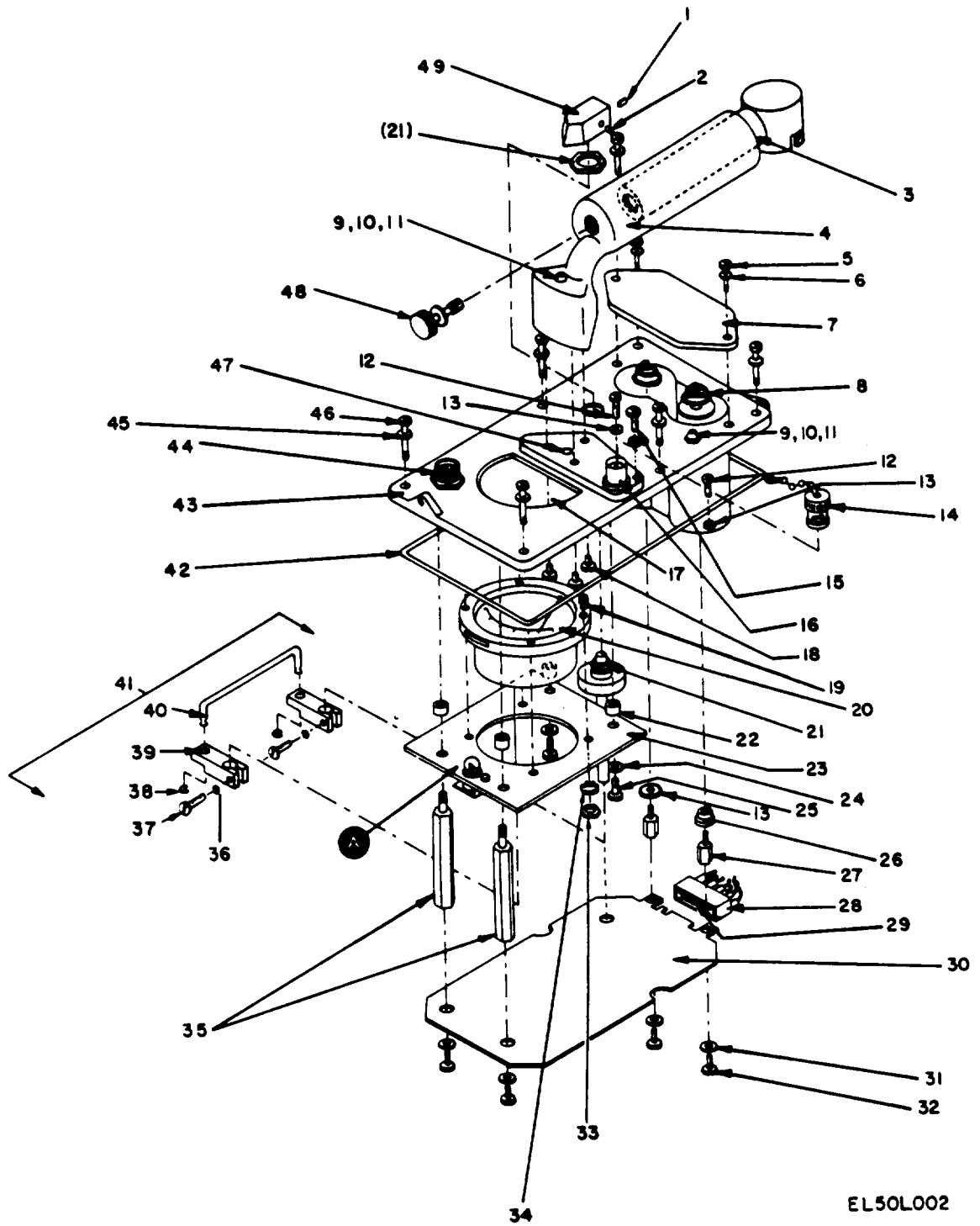
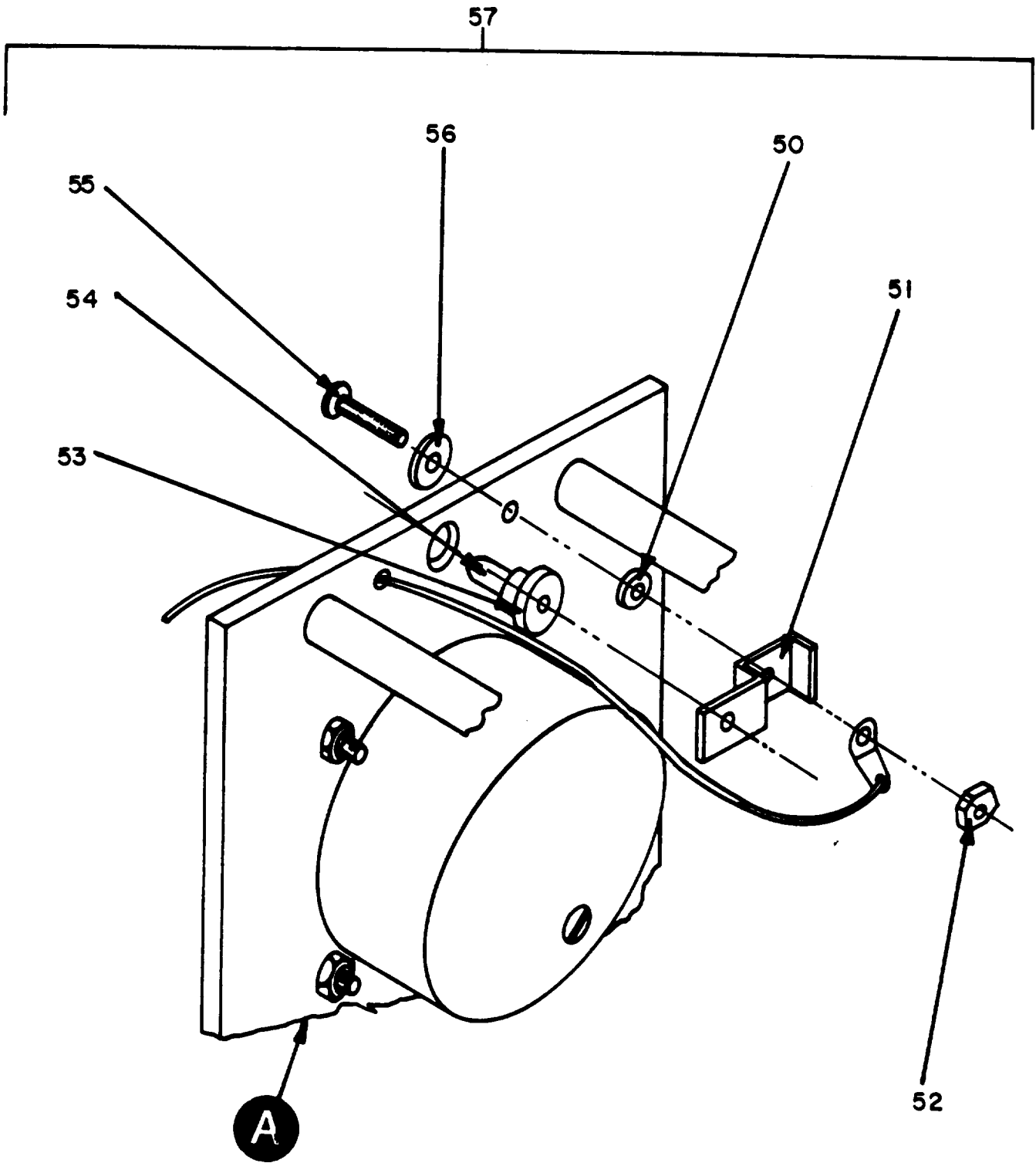


Figure 2. Radiacmeter (Sheet 1 of 2).



EL50L003

Figure 2. Radiacmeter (Sheet 2 of 2).

SECTION II

(1)	(2)	(3)	(4)	(5)	(6)	(7)	(8)
ILLUSTRATION		NATIONAL STOCK		PART		QTY	
FIG	ITEM	SMR	STOCK	FSCM	NUMBER	DESCRIPTION	INC
NO	NO	CODE	NUMBER			USABLE ON CODE	IN
						U/M	UNIT
GROUP 01 RADIACMETER							
2	1	PAOZZ	5305-00-719-5329	96906	MS51963-20	SETSCREW	EA 1
2	2	PAOZZ	5305-00-719-5338	96906	MS51963-23	SETSCREW	EA 1
2	5	XAOZZ		96906	B1088-2	SCREW,CAPTIVE	EA 2
2	6	XAOZZ		83330	2670	INSULATOR,WASHER	EA 2
2	7	PAOZZ	6135-01-104-7885	96696	B3361 REV C	COVER,BATTERY RETAI	EA 1
2	10	PAOZZ	5930-00-950-4541	81349	M5423/10-01	BOOT,DUST AND MOIST	EA 2
2	49	PAOZZ		96696	B1082 REV E	KNOB,SWITCH	EA 1

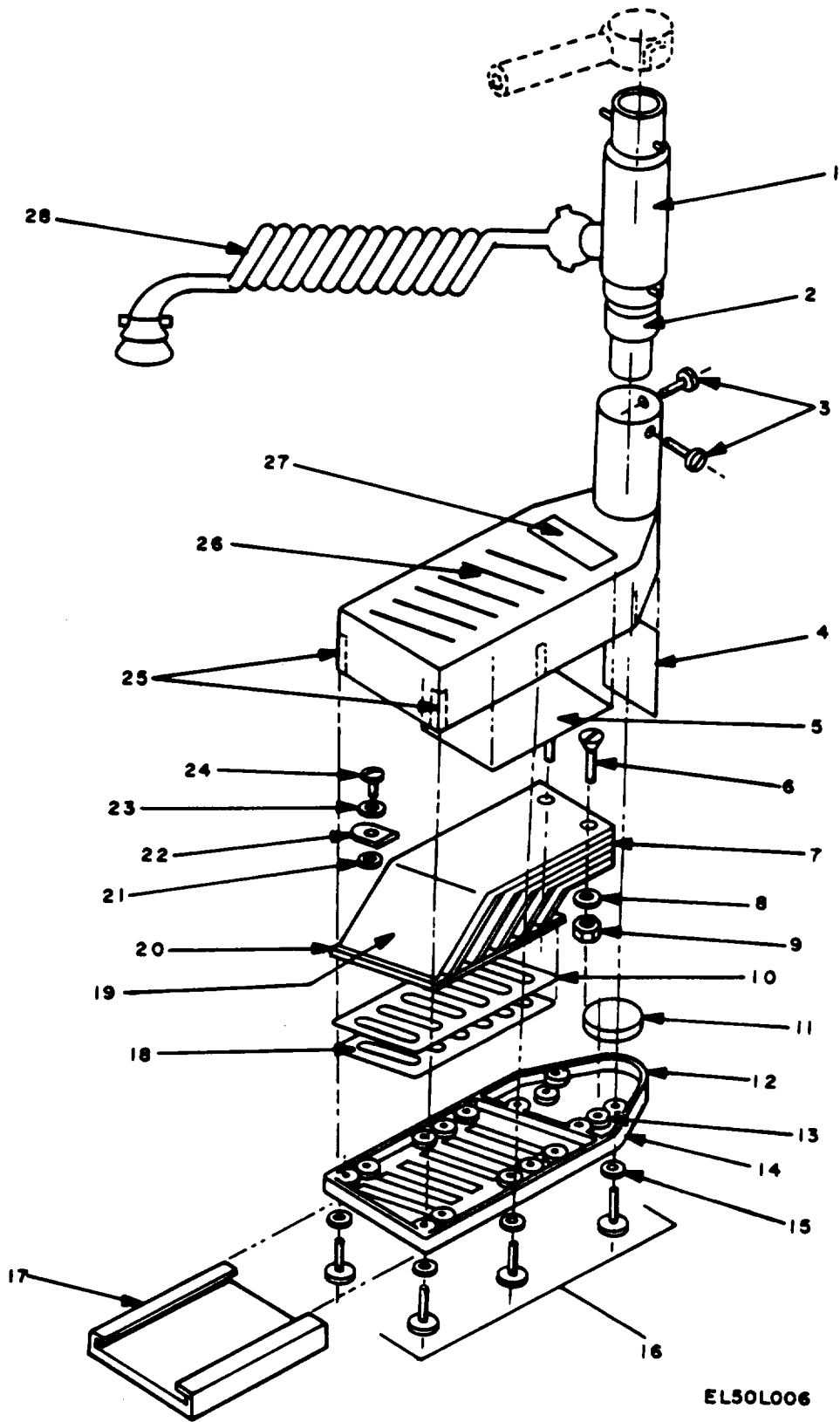
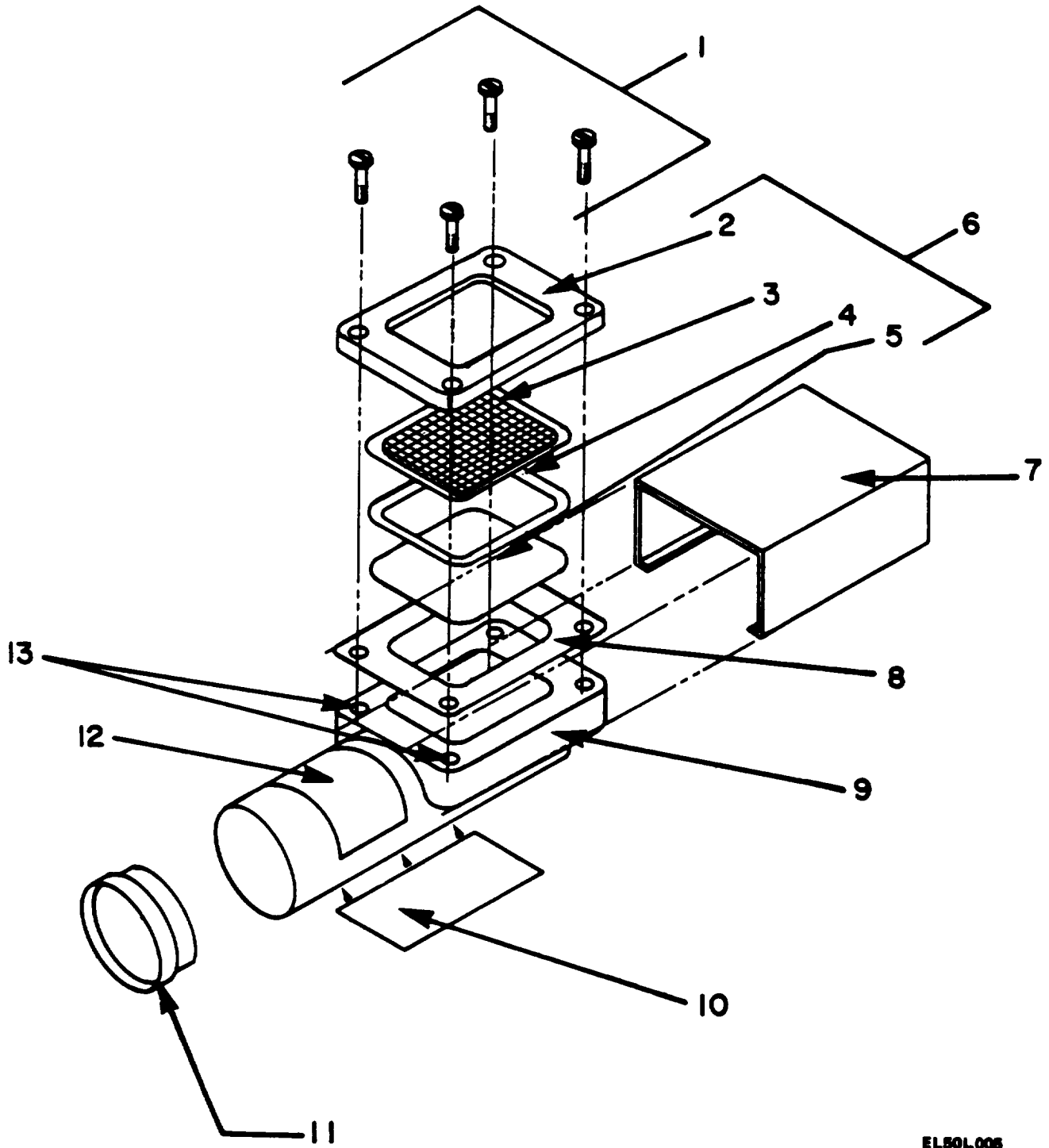


Figure 3. Main Probe Assembly.

SECTION II

(1)	(2)	(3)	(4)	(5)	(6)	(7)	(8)
ILLUSTRATION					DESCRIPTION		QTY
(a)	(b)	NATIONAL		PART	USABLE ON CODE		INC
FIG	ITEM	STOCK		NUMBER		USABLE ON CODE U/M	IN
NO	NO	CODE	NUMBER	FSCM			UNIT
GROUP 02 MAIN PROBE ASSEMBLY							
3	13	XAOZZ		29372	SPA-0440-S	INSERT,SCREW THREAD	EA 2
3	14	XAOZZ		96696	D1024	PROBE BASE	EA 1
3	17	PAOZZ	6665-01-103-7687	96696	B1050 REV C	WINDOW GUARD PLASTI	EA 1
3	26	XAOZZ		96696	C4181	PROBE HOUSING	EA 1
3	28	PAOZZ	6665-01-103-7686	96696	B4623	COIL CORD ASSEMBLY	EA 1



EL50L006

Figure 4. Auxiliary Probe Assembly.

SECTION II

(1)	(2)	(3)	(4)	(5)	(6)	(7)	(8)	
ILLUSTRATION					DESCRIPTION		QTY	
(a)	(b)	NATIONAL					INC	
FIG	ITEM	SMR	STOCK	PART	USABLE ON CODE		IN	
NO	NO	CODE	NUMBER	FSCM	NUMBER	USABLE ON CODE	U/M	UNIT
GROUP 03 AUXILARY PROBE ASSEMBLY								
4	7	PAOZZ	6665-01-103-7685	96696	A3420 REV C	PROBE COVER	EA	1
4	11	PAOZZ	5340-00-727-1096	99017	WW15	CAP-PLUG,PROTECTIVE	EA	1

NATIONAL STOCK NUMBER AND PART NUMBER INDEX

STOCK NUMBER	FIGURE NO.	ITEM NO.	STOCK NUMBER	FIGURE NO.	ITEM NO.
5965-00-651-7372	1	4	6665-01-103-7685	4	7
5305-00-719-5329	2	1	6665-01-103-7686	3	28
5305-00-719-5338	2	2	6665-01-103-7687	3	17
5340-00-727-1096	4	11	6665-01-103-7761	1	3
5930-00-950-4541	2	10	6135-01-104-7885	2	7
6665-01-103-7684	1	6			

FSCM	PART NUMBER	FIGURE NO.	ITEM NO.	FSCM	PART NUMBER	FIGURE NO.	ITEM NO.
96696	A3420 REV C	4	7	96696	D1024	3	14
96696	B1031 REV B	1	6	96696	D4179	1	7
96696	B1050 REV C	3	17	96696	D4609 REV B	1	2
96696	B1082 REV E	2	49	80058	H-43E/U	1	4
96696	B1088-2	2	5	96906	MS51963-20	2	1
96696	B1112 REV D	1	5	96906	MS51963-23	2	2
96696	B3361 REV C	2	7	81349	M5423/10-01	2	10
96696	B4177 REV C	1	3	29372	SPA-0440-S	3	13
96696	B4623	3	28	99017	WW15	4	11
96696	C4181	3	26	83330	2670	2	6

By Order of the Secretary of the Army:

Official:

ROBERT M. JOYCE
Major General, United States Army
The Adjutant General

E. C. MEYER
General, United States Army
Chief of Staff

RECOMMENDED CHANGES TO EQUIPMENT TECHNICAL PUBLICATIONS



THEN... JOT DOWN THE DOPE ABOUT IT ON THIS FORM. CAREFULLY TEAR IT OUT. FOLD IT AND DROP IT IN THE MAIL!

SOMETHING WRONG WITH THIS PUBLICATION?

FROM: (PRINT YOUR UNIT'S COMPLETE ADDRESS)
 Commander
 Stateside Army Depot
 ATTN: AMSTA-US
 Stateside, N.J. 07703

DATE SENT 10 July 1975

PUBLICATION NUMBER TM 11-5840-340-20P	PUBLICATION DATE 23 Jan 78	PUBLICATION TITLE Radar Set AN/PRC-76
--	-------------------------------	--

BE EXACT. PIN-POINT WHERE IT IS				IN THIS SPACE TELL WHAT IS WRONG AND WHAT SHOULD BE DONE ABOUT IT:
PAGE NO	PARA-GRAPH	FIGURE NO	TABLE NO	
33				For item 2, change the NSN to read: 5835-00-134-9186. <u>Reason:</u> Accuracy.
44		19		Identify the cover on the junction box (item no. 5). <u>Reason:</u> It is a separate item and is not called out on figure 19.
45				Add the cover of the junction box as an item in the listing for figure 19. <u>Reason:</u> Same as above

SAMPLE

TEAR ALONG PERFORATED LINE

PRINTED NAME, GRADE OR TITLE, AND TELEPHONE NUMBER
 SSG I. M. DeSpirit of 999-1776

SIGN HERE



SOMETHING WRONG WITH THIS PUBLICATION?

THEN...JOT DOWN THE DOPE ABOUT IT ON THIS FORM. CAREFULLY TEAR IT OUT, FOLD IT AND DROP IT IN THE MAIL.

FROM: (PRINT YOUR UNIT'S COMPLETE ADDRESS)

DATE SENT

PUBLICATION NUMBER

TM 11-6665-245-20P

PUBLICATION DATE

January 1983

PUBLICATION TITLE

Radiac Set AN/PDR-56F

BE EXACT PIN-POINT WHERE IT IS

PAGE NO.

PARA-GRAPH

FIGURE NO.

TABLE NO.

IN THIS SPACE TELL WHAT IS WRONG AND WHAT SHOULD BE DONE ABOUT IT:

TEAR ALONG PERFORATED LINE

PRINTED NAME GRADE OR TITLE AND TELEPHONE NUMBER

SIGN HERE

DA FORM 2028-2
1 JUL 79

PREVIOUS EDITIONS ARE OBSOLETE

P.S.-IF YOUR OUTFIT WANTS TO KNOW ABOUT YOUR RECOMMENDATION MAKE A CARBON COPY OF THIS AND GIVE IT TO YOUR HEADQUARTERS

FILL IN YOUR
UNIT'S ADDRESS

FOLD BACK

DEPARTMENT OF THE ARMY

OFFICIAL BUSINESS
PENALTY FOR PRIVATE USE \$300

POSTAGE AND FEES PAID
DEPARTMENT OF THE ARMY
DOD 314



TEAR ALONG PERFORATED LINE

Commander
US Army Communications-Electronics Command
and Fort Monmouth
ATTN: DRSEL-ME-MP
Fort Monmouth, New Jersey 07703

THE METRIC SYSTEM AND EQUIVALENTS

WEIGHT MEASURE

1 Centimeter = 10 Millimeters = 0.01 Meters = 0.3937 Inches
 1 Meter = 100 Centimeters = 1000 Millimeters = 39.37 Inches
 1 Kilometer = 1000 Meters = 0.621 Miles

WEIGHTS

1 Gram = 0.001 Kilograms = 1000 Milligrams = 0.035 Ounces
 1 Kilogram = 1000 Grams = 2.2 lb.
 1 Metric Ton = 1000 Kilograms = 1 Megagram = 1.1 Short Tons

LIQUID MEASURE

1 Milliliter = 0.001 Liters = 0.0338 Fluid Ounces
 1 Liter = 1000 Milliliters = 33.82 Fluid Ounces

SQUARE MEASURE

1 Sq. Centimeter = 100 Sq. Millimeters = 0.155 Sq. Inches
 1 Sq. Meter = 10,000 Sq. Centimeters = 10.76 Sq. Feet
 1 Sq. Kilometer = 1,000,000 Sq. Meters = 0.386 Sq. Miles

CUBIC MEASURE

1 Cu. Centimeter = 1000 Cu. Millimeters = 0.06 Cu. Inches
 1 Cu. Meter = 1,000,000 Cu. Centimeters = 35.31 Cu. Feet

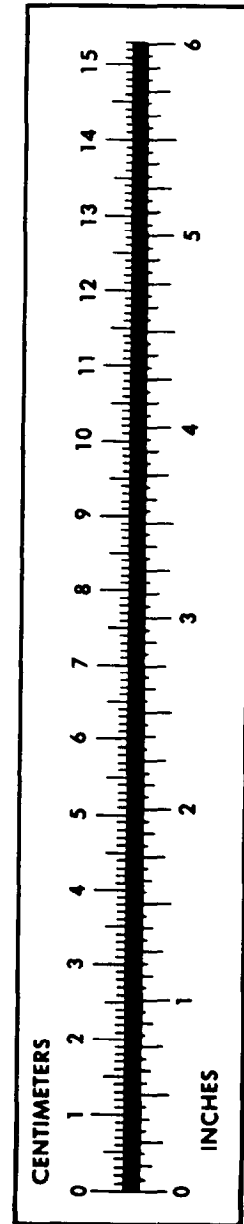
TEMPERATURE

$5/9(^{\circ}\text{F} - 32) = ^{\circ}\text{C}$
 212° Fahrenheit is equivalent to 100° Celsius
 90° Fahrenheit is equivalent to 32.2° Celsius
 32° Fahrenheit is equivalent to 0° Celsius
 $9/5^{\circ}\text{C} + 32 = ^{\circ}\text{F}$

APPROXIMATE CONVERSION FACTORS

TO CHANGE	TO	MULTIPLY BY
Inches	Centimeters	2.540
Feet	Meters	0.305
Yards	Meters	0.914
Miles	Kilometers	1.609
Square Inches	Square Centimeters	6.451
Square Feet	Square Meters	0.093
Square Yards	Square Meters	0.836
Square Miles	Square Kilometers	2.590
Acres	Square Hectometers	0.405
Cubic Feet	Cubic Meters	0.028
Cubic Yards	Cubic Meters	0.765
Fluid Ounces	Milliliters	29.573
its	Liters	0.473
arts	Liters	0.946
allons	Liters	3.785
Ounces	Grams	28.349
Pounds	Kilograms	0.454
Short Tons	Metric Tons	0.907
Pound-Feet	Newton-Meters	1.356
Pounds per Square Inch	Kilopascals	6.895
Miles per Gallon	Kilometers per Liter	0.425
Miles per Hour	Kilometers per Hour	1.609

TO CHANGE	TO	MULTIPLY BY
Centimeters	Inches	0.394
Meters	Feet	3.280
Meters	Yards	1.094
Kilometers	Miles	0.621
Square Centimeters	Square Inches	0.155
Square Meters	Square Feet	10.764
Square Meters	Square Yards	1.196
Square Kilometers	Square Miles	0.386
Square Hectometers	Acres	2.471
Cubic Meters	Cubic Feet	35.315
Cubic Meters	Cubic Yards	1.308
Milliliters	Fluid Ounces	0.034
Liters	Pints	2.113
Liters	Quarts	1.057
ers	Gallons	0.264
ms	Ounces	0.035
ograms	Pounds	2.205
Metric Tons	Short Tons	1.102
Newton-Meters	Pounds-Feet	0.738
Kilopascals	Pounds per Square Inch	0.145
ometers per Liter	Miles per Gallon	2.354
ometers per Hour	Miles per Hour	0.621



PIN: 052354-000